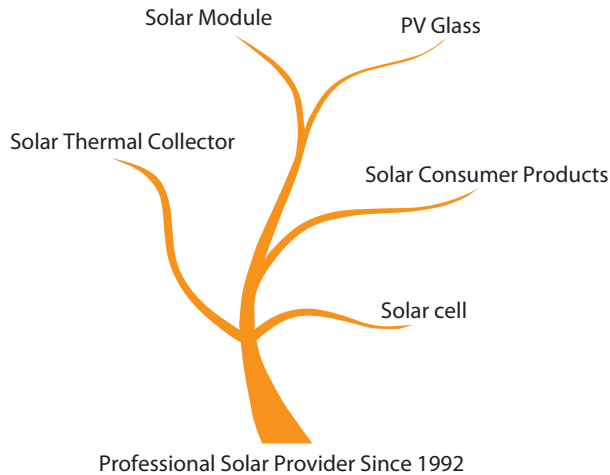





## Not Your Average Solar Provider

### Our Products Categories



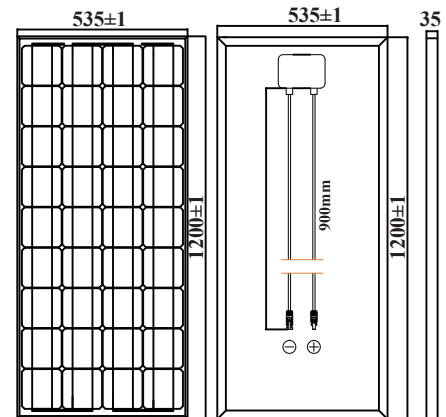
## Key Feature

-  Plus power tolerance: 0~3%
-  Independent research anti-reflective and self-cleaning glass surface reduces power loss from dirt and dust
-  Excellent performance under low light environments, create better kWh/kW ratio and produce average 2-3% more electricity

## Best Quality

- Junction box and bypass diodes guarantee the modules free of overheating and "hot spot effect"
- 100%EL double-inspection ensures modules are defects free

## Electrical Characteristics



### MECHANICAL SPECIFICATION

Cell Type	Mono crystalline 125×125mm
Number of cells	36
Dimensions(A×B×C)	1200×535×35mm
Front Glass	3.2mm Low iron tempered glass
Frame	Anodized aluminum alloy
Connector	MC4
Output Cables	Length 90CM

### PERFORMANCE AT STANDARD TEST CONDITION (STC:1000W/m<sup>2</sup>,25°C,AM1.5)

Module Series	TPS105-100W-Mono
Maximum Power at STC(Pmax)	100W
Short Circuit Current(Isc)	6.0A
Open Circuit Voltage(Voc)	22.5V
Maximum Power Current(Imp)	5.56A
Maximum Power Voltage(Vmp)	18.0V

### ABSOLUTE MAXIMUM LIMITS

Parameters	Unit	Rating
Operation temperature	°C	-40 to +85
Storage temperature	°C	-40 to +85

### DEALER INFORMATION BOX